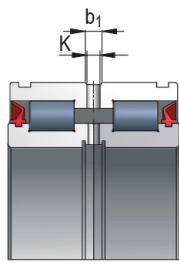
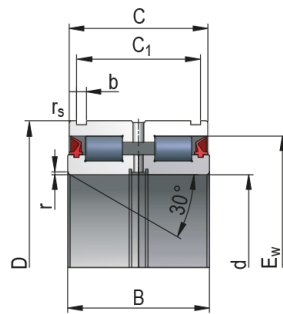


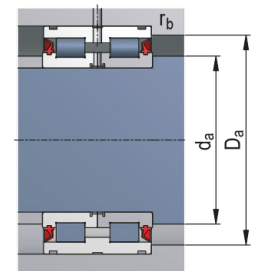
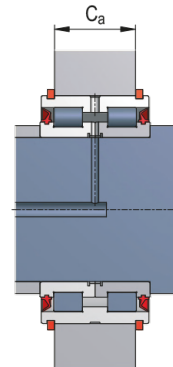
Full complement cylindrical roller bearings, type NNF



NNF



NNF



NNF

Bearing Designation

NNF5009-PP

Dimensions (mm)

d	45
D	75
B	40
C	39
rs min	0,6

Abutment and Fillet Dimensions (mm)

E _w	67,5	d _a min	49
b	2,7	D _a max	70
C ₁	34,2	r _a max	0,4
C _a	29	r _b max	0,6
b ₁	4,5	r	0,8
		K	3

Basic Load Rating (kN)

C	92,15
C ₀	139,65

Limiting Speed for Lubrication (min⁻¹)

Grease	1800
--------	------

Weight [kg] 0,670

Snap Ring

DIN 471 75x2.5

Tolerance Class

Tolerance Class	Inner Ring														
	Cylindrical Bore										Tapered Bore 1:12				
	Δ_{dmp}		V			V_{dmp}	K_{ia}	Δ_{BS}		V_{BS}	Δ_{dmp}		$\Delta_{d1mp} - \Delta_{dmp}$		$V_{dp}^{1)}$
			Diameter Series												
	max	min	7,8,9	0,1	2,3,4	max	max	max	max	max	max	min	max	min	max
μm															
P0	0	-12	15	12	9	9	15	0	-120	20	-	-	-	-	-
P6	0	-10	13	10	8	8	10	0	-120	20	25	0	25	0	15

Tolerance Class	Inner Ring										
	Tapered Bore 1:12					Tapered Bore 1:30					
	Δ_{dmp}		$\Delta_{d1mp} - \Delta_{dmp}$		$V_{dp}^{1)}$	Δ_{dmp}		$\Delta_{d1mp} - \Delta_{dmp}$		$V_{dp}^{1)}$	
	max	min	max	min	max	max	min	max	min	max	
μm											
P0	25	0	25	0	15	-	-	-	-	-	

Tolerance Class	Outer Ring									
	Δ_{Dmp}		V_{Dp}				V_{Dmp}	K_{ea}	Δ_{CS}, V_{CS}	
			Diameter Series			bearings ²⁾ with seals				
	max	min	7,8,9	0,1	2,3,4		max	max		
	μm									
P0	0	-13	16	13	10	20	10	25	Corresponds to Δ_{BS}, V_{BS}	
P6	0	-11	14	11	8	16	8	13	of the same bearing inner ring	

1) Valid in any bore radial plane

2) P0 - Valid only for bearings in diameter series 2, 3 and 4 * P6 - Valid only for bearings in diameter series 0, 1, 2, 3 and 4

Radial Clearance - Cylindrical Bore

C2		normal		C3		C4		C5	
min	max	min	max	min	max	min	max	min	max
μm									
5	35	30	60	50	80	70	100	95	125

Tolerance Symbols and Their Meaning

d	nominal bore diameter	H_4	rated height of spherical-roller bearing
d_1	nominal diameter of larger theoretical tapered bore diameter	Δ_{Bs}	inner ring single width deviation
d_2	nominal diameter of the shaft washer of double direction thrust bearings	Δ_{Cs}	outer ring single width deviation
Δ_{ds}	deviation of single bore diameter from nominal	Δ_{Ts}	bearing single width deviation (total)
Δ_{dmp}	mean cylindrical bore diameter deviation in single radial plane (for tapered bore Δ_{dmp} is valid for theoretical bore diameter)	Δ_{T1s}	cone sub-unit effective width deviation
Δ_{d1mp}	deviation of mean larger theoretical diameter of tapered bore	Δ_{T2s}	cup sub-unit effective width deviation
Δ_{d2mp}	mean shaft washer bore diameter deviation of double direction thrust bearings in single radial plane	Δ_{Hs}	height deviation of single direction axial bearings from nominal value
V_{dp}	single bore diameter variation in single radial plane	Δ_{H1s}	height deviation of single direction axial ball bearings with sphered housing washer from nominal value
V_{dmp}	mean cylindrical bore diameter variation	Δ_{H2s}	height deviation of double direction axial bearings from nominal value
V_{d2p}	shaft washer bore diameter variation of double direction thrust bearings in single radial plane	Δ_{H3s}	height deviation of double direction axial ball bearings with sphered housing washer from nominal value
D	nominal outside diameter	Δ_{H4s}	height deviation of axial spherical-roller bearing from the rated value
Δ_{Ds}	deviation of single outside diameter from the nominal dimension	C	outer ring nominal width
Δ_{Dmp}	mean outside cylindrical surface diameter deviation in single plane	V_{Bs}	inner ring single width variation
V_{Dp}	single outside cylindrical surface diameter variation in single radial plane	V_{Cs}	outer ring single width variation
V_{Dmp}	mean outside cylindrical surface diameter variation	K_{ia}	radial runout of assembled bearing inner ring
B	inner ring nominal width	K_{ea}	radial runout of assembled bearing outer ring
T	total nominal width of tapered roller bearings	S_i	shaft washer raceway axial runout
T_1	nominal effective width of cup sub-unit	S_e	housing washer raceway axial runout
T_2	nominal effective width of cone sub-unit	S_{ia}	inner ring flat seat face axial runout of assembled bearing
H	rated width of unidirectional axial bearing	S_{ea}	outer ring flat seat face axial runout of assembled bearing
H_1	rated height of unidirectional ball axial bearing including the body ring	S_d	flat seat face axial runout
H_2	rated height of bidirectional axial bearing	S_D	runout of outside cylindrical surface towards outer ring face
H_3	rated height of bidirectional axial ball bearing including body rings	S_s	runout of supporting face towards seat face for single row tapered roller bearings